



Traffic Signaling Products


SRA64 Series Data/Signal Cube

The **SRA64 Series** surge suppressor is a single-pair cube implementing three-stage hybrid technology. This cube addresses overvoltage transients with gas tubes and silicon avalanche components. In addition, sneak and fault currents are mitigated with resettable fuses (PTCs). The PTCs increase resistance several orders of magnitude when overcurrents exceed safe levels. A normal state resumes when overcurrents are removed. The ability to self-restore in this manner significantly increases suppressor performance and survivability.

The standard **SRA64** second-stage clamps are placed from each signal line-to-ground. In certain cases, where ground potentials vary from site-to-site, a line-to-line only second-stage clamp may be preferred. This variation is specified by a suffix "**D**" on the part number. In other cases, line-to-line and line-to-ground second-stage clamps may be preferred. This variation uses an "**X**" suffix on the part number.

A variety of clamping voltages are available as standard. Reference the **ORDERING INFORMATION** section to ensure that a complete part number description is obtained.

Keeping
You
Connected!



**NEED HELP?
Call 1-800-648-4076**

1805 N.E. 19th Avenue
P.O. Box 1778
Ocala, Florida 34478

(352) 732-3029
FAX (352) 867-1237

Sales: 1-800-648-4076

E-mail us at:
edco@edcosurge.com

Internet:
<http://www.edcosurge.com>



FEATURES

- Lightning Protection for Balanced Low-Voltage Signal Lines
- Multi-Stage Protection
- Sneak/Fault Current Protection
- Differential Mode Protection
- Common Mode Protection
- Automatic Recovery
- Fast Response Time
- Flame Retardant Epoxy Encapsulated

SPECIFICATIONS

Peak Surge Current	10kA (8 x 20µs)
Occurrences at 2000 Amps	100 typical
Response Time	<1 nanosecond
Voltage Clamp	8, 15, 20, 30, 36, 43, 50, 60, or 200
Resistance	5 Ohms per line (typical)
Temperature	-40°C to +85°C
Weight	2 oz.
Dimensions	1.15" Cube
Mounting Stud (standard)	No. 10 x 32 x 1/2"

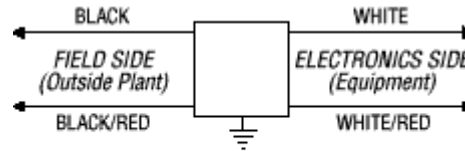
CAUTION: The hybrid design of this product includes series resistance. Do not place this product in service on any signal lines capable of supplying more than 150 milliamperes continuously.



Traffic Signaling Products

SRA64 Series Data/Signal Cube

WIRING ASSIGNMENTS



The external stud provides the mounting and ground connection. For proper operation, a solid Building Approved Ground is required here.

ORDERING INFORMATION

SRA64C-

VOLTAGE CLAMP


8 Volts	0	0	8
15 Volts	0	1	5
20 Volts	0	2	0
30 Volts	0	3	0
36 Volts	0	3	6
43 Volts	0	4	3
50 Volts	0	5	0
60 Volts	0	6	0
300 Volts	2	0	0

no suffix stage 2 clamp each line-to-ground

D — stage 2 clamp line-to-line only

X — stage 2 clamp line-to-line and each line-to-ground

Keeping
You
Connected!



NEED HELP?
Call 1-800-648-4076

1805 N.E. 19th Avenue
P.O. Box 1778
Ocala, Florida 34478

(352) 732-3029
FAX (352) 867-1237

Sales: 1-800-648-4076

E-mail us at:
edco@edcosurge.com

Internet:
<http://www.edcosurge.com>

